


nick Jr.™

# EASTER ACTIVITY PACK



nickelodeon parents

Watch all your favorite shows weekdays on Nick Jr. © 2016 Viacom International Inc.

All Rights Reserved. Nick and all related titles, logos, and characters are trademarks of Viacom International Inc.



Your Nick Jr. friends are having an Easter egg hunt! And you're invited! There are 10 Easter eggs hidden in this picture. Can you find all 10 eggs?








# DORA'S SPOT THE DIFFERENCES

Dora has a challenge for little explorers: find and circle the 6 differences between these two pictures. ¡Vamonos!








# Easter Egg Decorating!



All your Nick Jr. friends are getting ready for Easter by decorating eggs. Can you help them by decorating this egg?


# BABY ANIMAL MATCHING GAME

Match the baby animals on the left side by drawing a line to their parent on the right.





WHAT TIME IS IT?  
**IT'S TIME TO  
CELEBRATE EASTER!**




# HIP HOP BUNNY





**COLOR IN THE EGG!**  
**HOORAY!**



**WHAT DID ONE EASTER EGG  
SAY TO THE OTHER?**



**THAT'S SILLY!**



**YOU CRACK ME UP!**



**TO:**

**FROM:**





#### INSTRUCTIONS:

1. Cut the template out and the egg pieces.
2. Flip the template over (colored side facing down), apply glue, and fold along the vertical line.
3. Next, fold along the horizontal line.
4. Punch holes where indicated. Glue the bottom half of the egg onto the card and affix the top portion of the egg using a brass fastener.
5. Your Easter card is complete! Don't forget to address and sign it!