


**STEP 1**

After cutting out, curl up the hat and glue/tape the tab to the other end.

**STEP 2**

Affix a piece of ribbon to the hat by stapling each end where indicated from the inside of the hat.




**STEP 1**

After cutting out, curl up the hat and glue/tape the tab to the other end.

**STEP 2**

Affix a piece of ribbon to the hat by stapling each end where indicated from the inside of the hat.

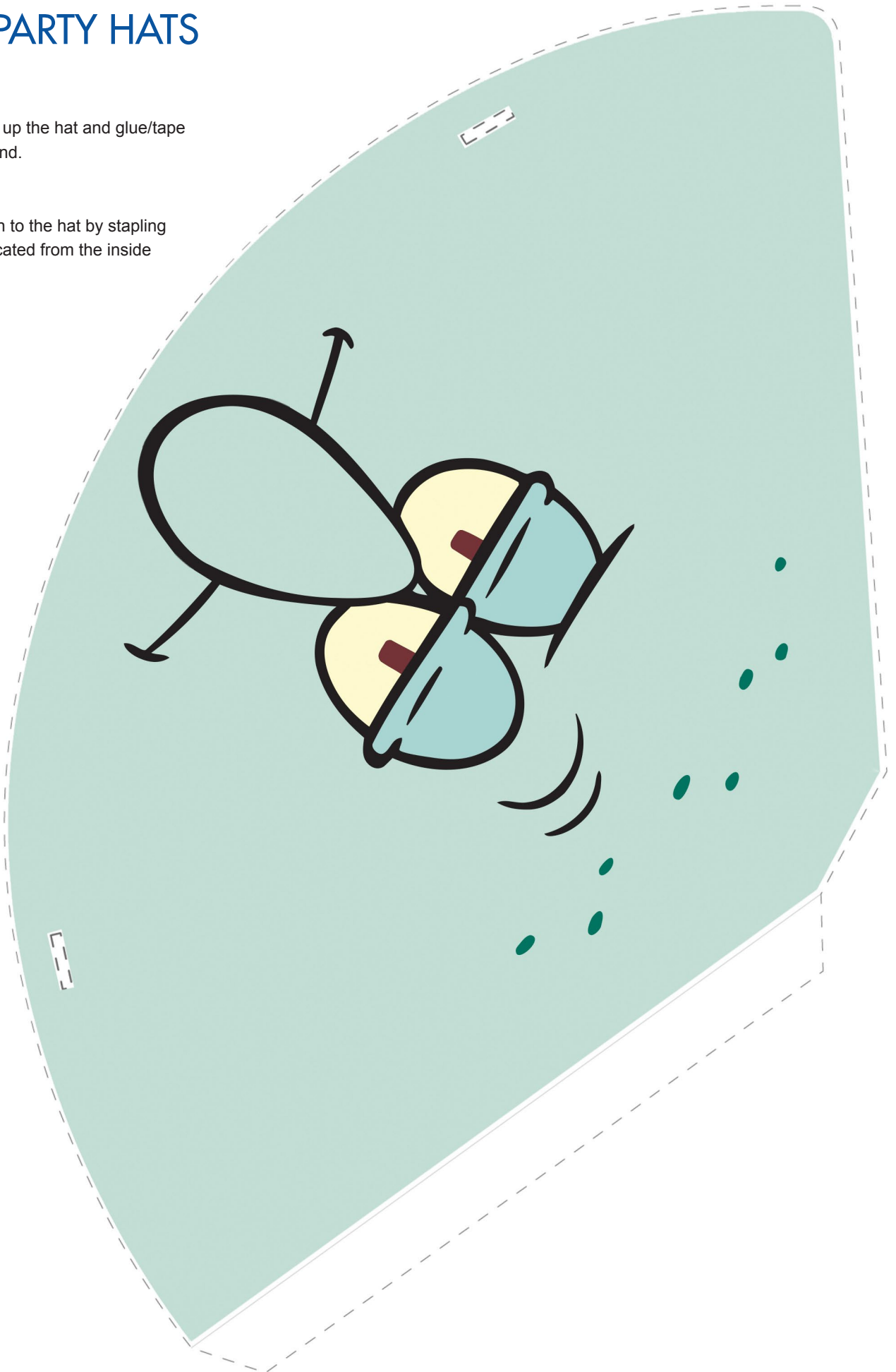


**STEP 1**

After cutting out, curl up the hat and glue/tape the tab to the other end.

**STEP 2**

Affix a piece of ribbon to the hat by stapling each end where indicated from the inside of the hat.






# PARTY HATS

## STEP 1

After cutting out, curl up the hat and glue/tape the tab to the other end.

## STEP 2

Affix a piece of ribbon to the hat by stapling each end where indicated from the inside of the hat.





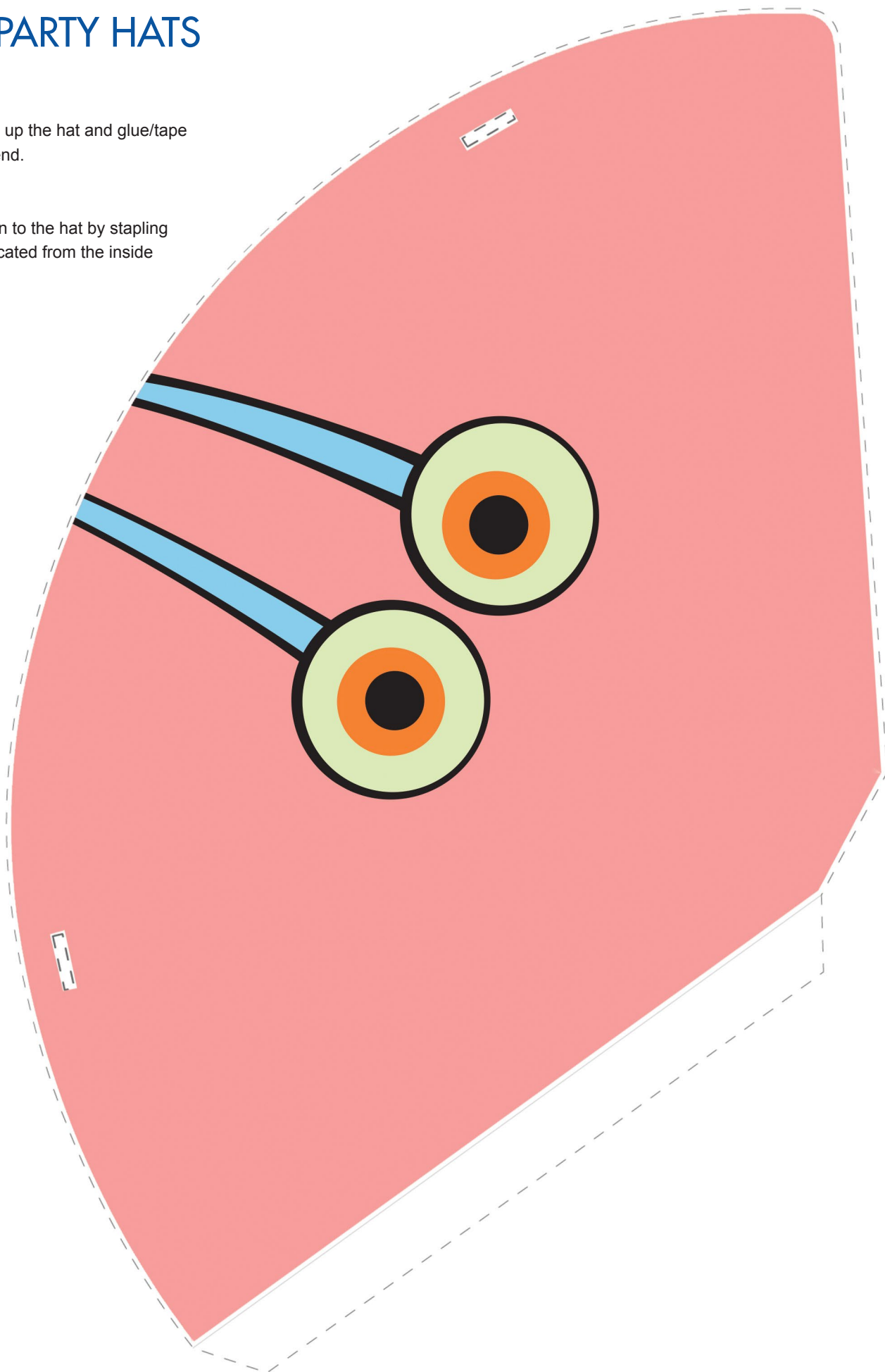
# PARTY HATS

## STEP 1

After cutting out, curl up the hat and glue/tape the tab to the other end.

## STEP 2

Affix a piece of ribbon to the hat by stapling each end where indicated from the inside of the hat.




**STEP 1**

After cutting out, curl up the hat and glue/tape the tab to the other end.

**STEP 2**

Affix a piece of ribbon to the hat by stapling each end where indicated from the inside of the hat.



**STEP 1**

After cutting out, curl up the hat and glue/tape the tab to the other end.

**STEP 2**

Affix a piece of ribbon to the hat by stapling each end where indicated from the inside of the hat.

