



# EASY ORIGAMI

## MATERIALS




What you'll need: printable, scissors

1



Cut along solid line.

2



Fold on dotted lines (steps 2-9).

3




GET A  
GROWN-UP  
TO HELP!

4



5



6




7



8




9



# EASY ORIGAMI SHARK

---


Cut out each square along the solid line. Fold along each dotted line.  
Enjoy your Baby Shark origami!



# EASY ORIGAMI SHARK

---

Cut out each square along the solid line. Fold each dotted line.  
Enjoy your Baby Shark origami!



# EASY ORIGAMI SHARK

---

Cut out each square along the solid line. Fold each dotted line.  
Enjoy your Baby Shark origami!

